



GEORGIA O'KEEFE NEWSLETTER

May 9th - 20th, 2022

DAILY SCHEDULE

2:00-2:30 Check-In & Round-up
 2:30-5:00 Snack
 2:30-5:15 Self-Selection
 2:30-3:15 Activity I
 3:15-4:00 Activity II
 4:00-4:45 Activity III
 5:00-5:45 Clean Up
 6:00 Close

ABSENCES

If your child will not be attending Children's Choice on a day they are scheduled to be there, or if your child has any after school clubs please call the site phone, 504-4943, to let us know. When a child does not show up when they are expected, we want to ensure that the child is safe and accounted for. Please help us keep all of our children safe!

HELPFUL INFORMATION

Site Phone: (505)504-4943

Office Phone: (505)296-2880

email:
 georgiakoeeffe@childrenschoice.org

Financial Assistance Available:
 (505)841-4800

REMINDERS/ANNOUNCEMENTS:

- Check our Lost and Found for missing items. Items are moved to the school's Lost and Found every Friday!
- Please bring a labeled water bottle each day, if possible!
- Budgets are tight, want to help? See our Amazon wish list https://www.amazon.com/hz/wishlist/ls/6MQ9LXC7ARS0?ref=wl_share

MONDAY 05/09	TUESDAY 05/10	WEDNESDAY 05/11	THURSDAY 05/12	FRIDAY 05/13
Older Kids Club Sell Out w/Russell Drip Drip Drop w/Amelia R, Breen and Shyanne  Create Sonic Characters w/Ethan D and Ren	Squiggly Line Picture w/Draven Magic Playdough w/ Rosemary and Heather  Kickball w/Janessa	DIY Fairy Houses w/Kori Spin Painting w/Charlotte and Beliz  Help Tag w/Ren	Older Kids Club Balloon Dart Art w/Taryn Origami w/Maddie and Russell  Real Life Among Us w/Bellarose and Heather	Animal Tag w/Kori Button Flowers w/Sagun and Janessa  Pac Man Tag w/Draven
MONDAY 05/16	TUESDAY 05/17	WEDNESDAY 05/18	THURSDAY 05/19	FRIDAY 05/20
Sell Out w/Emmett and Ren  Finger Painting w/Draven  DIY Cloud Dough w/Kori	DIY Stress Balls Part II w/Janessa  Floor is Lava w/Josh and Beliz Milk Art w/Heather 	Beach Ball Basketball w/Russell  Paper Plate Masks w/Ren  Jedi Dodgeball w/Kori	Older Kids Club Cloud Slime w/Taryn  Dribble Knockout w/Draven Animal (pet) Portraits w/Janessa	Duct Tape Squishies w/Kaela  Pirate Treasure Hunt w/Russell Parachute w/Heather 

Stress Balls with Harrison (9)

Everyone gets a little stressed and maybe a little anxious sometimes. Luckily, there are some helpful fidgets and toys that help us out. This week we got to make our own stress balls! Our materials included balloons, beads, shaving foam, and Orbeez. We didn't have any funnels around so we had to very patiently stuff our balloons with beads and Orbeez. Then we had to figure out how to put the foam in. This activity was incredibly messy, but so fun to do. It is definitely something you can do at home! Hopefully this activity helped our kiddos squeeze their stress away!



by Janessa

Jungle Mission



by Marissa

This teamwork building activity really brought the whole crew together. The kids created a boat in pairs. Later in their mission, they had to attach their ship to all other ships. Once attached they travelled down the river until they hit a wave and the ships fell apart. Working together they rescued their crew members and were reunited. The kids chose the outcomes and events of the story line along the way. In the future they want to do a similar activity where they are faced with an obstacle to overcome. **Josh (7):** We made a steering wheel for our ship so we need to be in the front. **Leo (6):** What about pirates? We need to make sure to make swords to fight them off. **Aya (10):** Oh no, man over board! **Naya (10):** We all need to work together, guys, and listen to each other. **Peter (5):** Hey Leo! I want to help you build your boat and make swords.

Finger Weaving with Adelaide (9)

This week we did an activity called finger weaving lead by Adelaide. Finger weaving is a skill that lasts a lifetime. You learn it once and never forget it, kind of like riding a bike! It is such a simple and fun craft that only requires fingers and yarn! We all enjoyed sitting outside for this calm craft and made scarves and scrunchies for our friends. **Paco (8):** I'm going to make a scarf for my dog so she can be warm. **Adelaide:** I'm going to make Kori a scrunchie. **Ginny (8):** Look at all my hard work! This craft was awesome and some kids even taught their friends how to finger weave.



by Kori

Giants, Elves, Wizards, Dragons, Dwarves & Goblins with Diego (11)

by Russell

This week we expanded on the kid favorite *Giants, Elves, & Wizards*. A quick summary of the rules:

- Two teams line up, facing each other.
- They then huddle up secretly and pick one of three avatars (Giant, Elf, or Wizard) to represent.
- Once a decision is made, they face each other and display their choice, of which will either win, lose, or tie against the other (a la Rock-Paper-Scissors).
- The team that displays the victorious avatar chases the members of the other team, trying to tag them before they reach their predetermined SAFE zone. If a player is tagged, they become part of the other team.

One reason the game is so popular is because it rewards both athletic ability and strategic thinking. However, like Rock-Paper-Scissors, it can grow stale rather quickly.

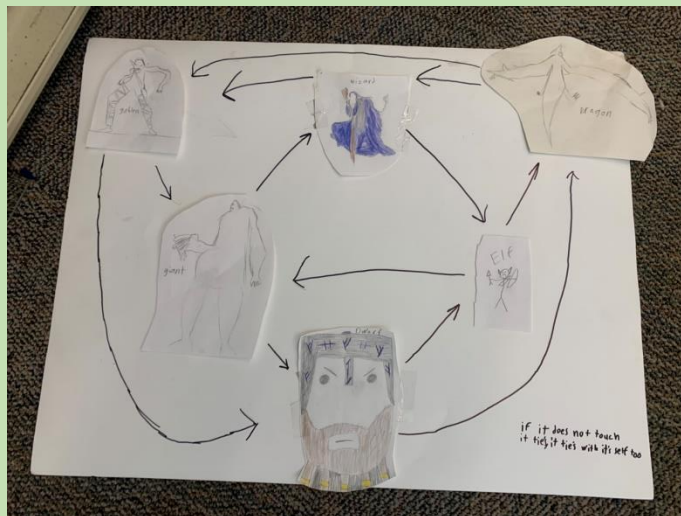
To remedy this, the regulars from past games were reached out to and given the proposition of expanding the number of avatars from three to six. Once that was accepted, we picked out three new avatars (Dragon, Dwarf, Goblin) and then went about establishing what each avatar beat, lost to, and tied with. After an iteration or two, we balanced it out so each avatar had two wins, losses, and ties (which includes itself.). At that point, we realized that there were too many avatar interactions to keep track of.

That led us to creating a poster that showcased a diagram of what beats what. This created the opportunity for the kids to draw pictures of the fantasy creatures that are our avatars. Thanks in large part to the immaculate art skills of **DIEGO**, we were able to essentially create a massive cheat sheet for the players to reference while playing the game.

When the day finally came to play, it went well with maximum participation. The additional choices provided more variety and delayed the eventual decline in strategic thinking that came when playing with three avatars, though it did complicate the process of immediately knowing who won the round. Here is some of the feedback I got about the evolution of the game:

Eric (10): What if there was an obstacle course that kids had to run through to get to their safe zone. **Maddie (11):** There's too much down time in between rounds. **Breen (8):** Having six choices made it too complicated.

Overall, this expansion of a kid favorite was mostly successful. I find that active activities usually don't draw the less athletic kids and my main reason for expanding this activity was to rectify that. I wanted to create a game where they had to use their brain as much, if not more than, their body. And while adding three additional avatars did do that, it did not do it enough in my opinion. I do have ideas to expand the cerebral aspect of the game for future iterations and will reach out to the regulars to prototype them.



Making Sun Catchers

by Heather



This week we made sun catchers. It was a lot of fun and many kids joined and made multiple sun catchers and got very creative with it. Some of the students also helped get everything set up and clean afterwards. The activity did go as we thought it would and the end result was awesome. It was fun to see what the kids made and how excited they were to be creative while making their sun catcher.

Monkey in the Middle with Eric (10)

by Ren

After a rousing game of SPUD, **Eric** requested next time we try a team version of monkey in the middle. Interest in the activity generated quickly and soon we had good-sized teams! The action was lightning quick and nonstop from beginning to end. It was without a doubt a hit. **Rosemary (9)**: Did you see that? I caught it! **Ethan H. (9)**: That was close!! **Charlotte (6)**: I'm really good at throwing! **Eric**: I'm great at this game.



Sticky Jewel Decorating with Amelia R. (9)

by Shyanne

One Monday afternoon **Amelia R.** brought a sheet of sticky jewels from home. She was placing them on a piece of paper and created a picture out of the jewels. Other children gathered around her wanting to do the same, so we decided to do an activity together so everyone could! They each picked a few more special jewels and then got to work on using the jewels, colored pencils, markers, and other mixed media to create their own art pieces. The kiddos had a ton of fun getting creative and keeping sparkly jewels!



Older Kids Club- Watermelon Eating Challenge

by Taryn



The watermelon challenge was a hit. Everyone was super pumped to see if they could finish their big piece of watermelon before everyone else. We first prefaced the activity with the rule that you could only use your hand to bring the plate closer if it scooted away. **Adi (11)** mentioned, "I don't think I want to win, I just want to eat some yummy watermelon". **Lawton (11)** and **Ace (10)**, on the other hand, were very invested in this competition. They chomped away. **Seamus (10)** had to pause and point out, "They're almost done! How are they so fast?" **Lawton** had finished first and a few seconds later, **Ace** finished with his piece. Everyone's faces were red from all the smeared fruit. It was quite funny. The two winners got to reach into a bag and pick something for the older kids' area so everyone could enjoy the win! It was a great moment.

Making Playdough

Have you ever had playdough, the fun and shapeable colorful dough? Have you ever made it homemade? Now, that is what we did in this activity as we made our own Playdough! We made it with flour, canola oil, water, salt, and food coloring. We had the kids mix the ingredients and mold their own playdough until it was soft and not too sticky. We then went crazy and added some colors and the kids made their playdough whatever color they wanted. They made some crazy cool colors. Beliz and I had a great time with the kids! Though the playdough was messy, it was such a fun activity. Many of the kids took it home! Remember to keep it in the fridge because it is a dough!



Eliza (7): This dough smells like pancakes.

Sienna R (5): My playdough is so colorful!



by Draven


Important Dates:
Monday, May 30, 2022
Tuesday, May 31, 2022
Wednesday, June 1, 2022

Memorial Day- School and CC closed
Last Day of School
First Day of Summer CC Camp

Questions with Ada, 11 Years Old, 5th Grade

by Nola & Beliz

What 3 words do you think describe you? –Crazy, funny and odd! **What makes you special?** –My hair. **What is the best thing about being you?** – Good life. **What is something that makes your family special?** – We have 2 dogs from the same litter. **What would you do if you swapped roles with your parents?** –I would do whatever I want that doesn't get me arrested. **Would you be friends with your parents if they transformed into children?** – YES! **Who is your favorite person to hang out with and why?** –Micah, because we are BFFS. **What are you afraid of?** – Spiders and other scary bugs. **What is the hardest thing about being a kid?** – Being told what to do. **What is your favorite subject in school and why?** –Makerspace, because you do fun stuff. **What do you think you have learned at school this year?** –How to turn fractions into decimals. **What would you change about school if you could?** –Snacks every day and Friday parties. **If you could travel back to the beginning of this school year, what advice would you give yourself?** – Make sure to get signatures in on time. **What has been your favorite activity at CC this year? Why?** –Chocolate strawberries. Because it is good! **What do you think you have learned at CC this year?** –How much fun older kids club is. **What do you like best about CC?** –We have older kids' area and outside. **If you could change one thing about CC what would it be?** –We get to do whatever we want outside. **If you make one rule for CC what would it be?** –5th grade can do whatever. **If you had to leave home because of an emergency, what 3 things would you take with you?** –My money, my baby blanket, and my hover board. **What item would you grab first if your house was on fire?** – My dogs. **What is the meaning of life?** –My dogs. **What makes you sing?** –Everything. **What do you want to invent?** – The machine that stops global warming. **If you could rid the world of one thing, what would it be?** –Plastic.



OUR SPRING SEMESTER STAFF 2021/2022



Beliz Burnaz
Site Director



Kaela Schoenholzer




Draven Carbajal



Taryn Haynes



Janessa
Bowekaty



Marissa Dewyer
Associate Director



Russell A. Allen




Shyanne Torres



Heather Griego



Ren Miller



Kori Baca