



GEORGIA O'KEEFFE NEWSLETTER

MAY 15th– 26th, 2023

HELPFUL INFORMATION

Site Phone: (505)504-4943

Office Phone: (505)296-2880

Email: georgiaokeyffe@childrens-choice.org

Financial Assistance Available:
(505)841-4800

ABSENCES











If your child will not be attending Children's Choice on a day they are scheduled to be there, or if your child has any after school clubs please call the site phone, 504-4943, to let us know. When a child does not show up when they are expected, we want to ensure that the child is safe and accounted for. Please help us keep all of our children safe!

DAILY SCHEDULE

2:00-2:30 Check-In & Round-up
2:30-5:15 Snack
2:30-5:15 Self-Selection
2:30-5:00 Self Selected, Planned Curriculum
5:15-5:55 Clean Up
6:00 Close

REMINDERS/ANNOUNCEMENTS:

- Check our Lost and Found for missing items. Items are moved to the school's Lost and Found every Friday!
- Please bring a labeled water bottle each day, if possible!

MONDAY 05/15	TUESDAY 05/16	WEDNESDAY 05/17	THURSDAY 05/18	FRIDAY 05/19
Older Kids Club Asgardian Dodge Ball w/Russell Step by Step Drawing w/Charlotte & Makayla  Stuffy Amazing Scavenger Hunt w/Adeline & Ray	Football Club (2:30-3:30) w/Seamus, Eric H. & Samuel  Older Kids Club Egg Launch II w/Russell Rainbow Tag w/Kori Beat Boxing w/Charles	Speed Ball w/Ben Loom Bracelets w/Amyiah, Juliette & Draven  Freeze Race w/Roman & Ray	Straw Airplane w/Makayla Animal Dance w/Charles Paper Bag Puppets w/Kori  Homemade Bubbles w/Hilda & Pri	Tie Dye Bandanas w/Ben Opposite Hand Wall Ball w/Draven Rorschach Ink Blot Art w/Olivia & Marina Sponge Tag w/Kori 
MONDAY 05/22	TUESDAY 05/23	WEDNESDAY 05/24	THURSDAY 05/25	FRIDAY 05/26
Older Kids Club Extreme 500 w/Russell Mirror Me w/Charles  Buddy Tag w/Makayla	Football Club (2:30-3:30) w/Seamus, Eric H. & Samuel  Older Kids Club DIY Solar Ovens w/Russell Model Magic Finger Puppets w/Marina Hoop Soccer w/Pri	Spider Ball w/Ben Jelly Fish Craft w/Kori  Tag-Team Hoop Race w/Ray	THE LAST DAY OF SCHOOL CC OPEN 11 AM- 6 PM BRING YOUR LUNCH !  Scooter Obstacle Race w/Draven Bandit Crawl w/Marina Dribble Knock Out w/Carlos & Pri	CC OPEN @ OSUNA 7 AM-6 PM BRING YOUR LUNCH! 

Evolution- Egg, Chicken, Dinosaur


We played a super fun game called Evolution: Egg, Chicken, Dinosaur. In this energizing game, everyone starts as an egg. Everyone mingles about until they encounter another egg. The two eggs then play a game of rock-paper-scissors. The winner evolves to a chicken, while the loser remains an egg in search of another egg to duel. The chicken walks around, clucking and flapping their wings in search of another chicken to play rock-paper-scissors. The winner of this match-up evolves into a T-rex while the loser devolves back into an egg. The T-Rex stands upright and stomps around roaring with their arms tucked to their chest until they find another T-Rex. The winner of the T-Rex duel evolves into a Prince or a Princess while the loser becomes a chicken once again. Princes and Princesses walk around waving regally. When they win a rock-paper-scissors battle, they evolve into kings and queens. Kings and queens stand off to one side of the room, posing royally and beaming benevolently at the other players. The game ends when there are no more battles to be fought: there will be one egg, one chicken, one dinosaur, one prince or princess and everyone else is a King or a Queen. What a crowded kingdom!



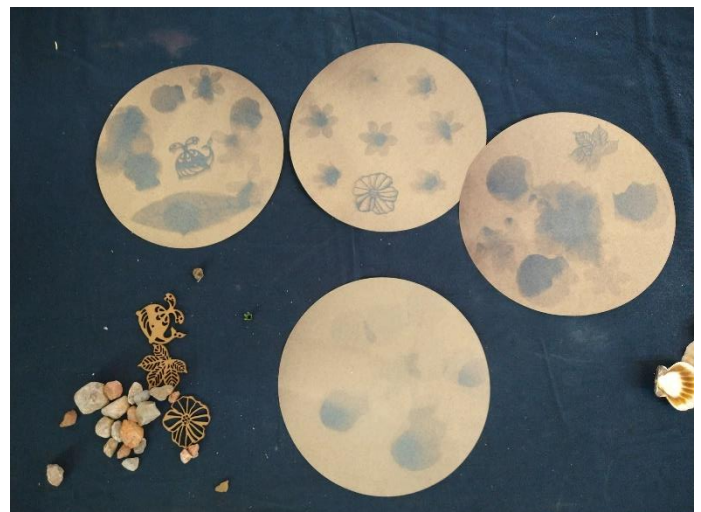
Sun Print Paper is a fun mix of art and science. While creating a beautiful pattern, we also paid attention to the shapes and silhouettes of the items we placed on the paper. We had a blast placing their flowers, shells, and cutouts in beautiful patterns. However, when the time came to lay them out in the sun... it didn't do what it was supposed to do! It turns out we used the wrong side of the special paper. **Eleanor (10)** and **Ariya (10)** elected to retry it on the correct side the next day, and they worked! Even though it took two tries, everyone had fun creating beautiful patterns on the paper regardless. Everyone's creations, both UV-reactant and not, turned out lovely.




First Try



Second Try





Hula Hoop Dance w/Bram (6)

For this activity we arranged the hula hoops in a circle with each child standing beside a hoop. Once the music started, the children walked or danced around the hoops. When the music stopped, each child stepped into the nearest hoop. To make it more fun, more than one child could end up in one hoop. In fact, we encouraged it! We would also remove a hoop or two while the music was playing. The game continued with fewer and fewer hoops and the children scrambling to all fit into the remaining hoops. **Bram** tried to make it more challenging by using the big dice to decide who will be out of the game based on the number it lands and which kids are in the hoops! Everyone had a blast!



No Sew Sock Bunny has to be one of the coolest activities we've done with the kids! Was it messy? Yes, but also super fun! **Aurora (6)** said, "this activity is so much fun and one of my favorite activities." **Lucianna (6)** also mentioned that she would like to make a monkey next time. That got all the other kids thinking of all the possibilities of what a sock could turn into! We definitely have monkey and kitten socks coming soon! **Athena (6)** suggested that we use beans next time so it won't be so messy. Overall the kids loved this activity and I'm super excited to turn a sock into a monkey!




Mini Volcanoes The kids decided to create their own mini volcanoes. We decided to use clear cups in order to see the reaction we were hoping for. We used water, baking soda, dish soap, red food coloring, and white vinegar. The kids mixed their own ingredients in their cup. We decided not to have the exact same amount of ingredients, as we wanted to see if this caused a different reaction. After we completed our experiments, we talked about it. **Ava (8)** explained, "The mix of a base (baking soda) and the acid (vinegar) caused the bubbles". Additionally, the reaction caused an excess of CO₂ bubbles which caused the bubbly explosion. The kids then related this to when you open a can of soda and it overflows that excess amount of liquid and bubbles is caused by excess CO₂ just like our experiment! The kids learned some basic chemistry, made a bit of a mess, and had some fun!



OLDER KIDS CLUB- Thunder Dome Cars

Older Kids participated in a Thunder Dome Car Tournament. Initially skeptical, they were all on board once they figured out the details. This activity originated with the simpler task of making our own cars to catapult across the cafeteria. Using craft sticks, plastic straws, miniature foam cubes, dowels, wheels, tape, glue, etc., we made small cars that could then be launched with a rubber band. We decided to kick it up a notch by creating a tournament where participants shot their cars head-on into each other to see who came out on top.

We brainstormed design ideas and discussed launching strategies. **Eric H. (11)** and **Seamus (11)** worked together to make a giant ramp with wheels. Meanwhile, **Jack M. (11)** made his car very short and low to the ground with a makeshift battering ram on the front. **Abram (10)** went with a low-riding, but quite long, design akin to a semi-truck without its cargo. **Jaxon (10)** created a taller, yet very compact vehicle with a massive protrusion at the front meant for devastating his opponent. All in all, theorizing and cultivating ideas for ultimate vehicular destruction and then testing to see if their design actually worked proved to be a very enjoyable experience for Older Kids that they are seemingly eager to do again.



Interview of the Week

Questions with Mila (10), 4th Grade

What 3 words do you think describe you?

- Helper, kind and active.

What do you think your future job will be?

- A lawyer.

Why do you think kids go to school?

- To learn, get their education and build their future easily.

What would you like to learn this year?

- More math and decimals.

What is the hardest thing about being a kid?

- Sometimes, adults think that kids are always wrong because of their age (even they are right!)

What would you change about school if you could?

- More math, just MATH!

What has been your favorite activity at CC this year?

- Field Trips. The Aquarium is my favorite one!

What do you like best about CC?

- That you can make your own activities, child-led activities.

If you could change one thing about CC what would it be?

- It is ok to run and scream inside.

If you make one rule for CC what would it be?

- Yes for older kids area, no for older kids club.

Thanks Mila!



2022/2023 SCHOOL YEAR OUR SPRING SEMESTER STAFF



Beliz Burnaz
Site Director



Priscylla



Russell



Kori



Draven



Makayla



Ben



Charles



Ray



Marina