










The Weekly Squawk



September 25, 2023

Monday 9/25	Tuesday 9/26	Wednesday 9/27	Thursday 9/28	Friday 9/29
Paranoid Bracelets  Sellout	Neon Juggling Dance Party  Giant Jenga	Roll a Monster Bowling Bonanza 	Nail Art  Glow Stick Toss	Frightening Fanta Floats  Fright Friday Stories
Monday 10/2	Tuesday 10/3	Wednesday 10/4	Thursday 10/5	Friday 10/6
Ghosts in the Graveyard  Art Fair Preparation	Sewing Club  Bats, Bats, Bats	Ghost Bowling Spider Web Wangle 	Box Club Monster Tag 	Mummy Wrap-up Fall Sensory Smashup 

-Interview of the Week: **Wyatt**

-Science Week

-Ice Painting

-Clay Sushi

-What's new at Hubert Humphrey

Interview of the week:



Hey Ms. Ashleigh, I don't know how to play Battleship. Well, I tell you what, I'll show you how to play while I interview you for the newsletter. Yeah, I think that would be ok! Great, why don't you start off by telling me how old you are and what grade you're in? I'm 6 years old and in first grade. I'm in Ms. Sant's class. Oh Ms. Sant is one of my favorite teachers here. Yeah, she's pretty good. What is your favorite part of school? I like to have fun at recess. Yeah, recess was always one of my favorites too! What is your favorite color? Blue, blue is the best. Blue is cool, but I like pink! Pink is ok too. What is your favorite food? Oh, pizza, pizza is the best! Oh, I like pizza too, pepperoni is my favorite. Yeah, but I like cheese. What do you like to do outside of school? At my mom's house I play video games. At my dad's house I play with my yo-yo and my brother. That sounds like fun! Well, thank you for letting me interview you. Now, back to Battleship! F3. Oh no! You sunk my battleship!!



Science Week

This week was all about science! We wanted to infuse a little fun into science and learning so we got creative with our education!

Soda Rockets

We experimented with Mentos and soda. We tried two-liter bottles of cola, root beer, orange and lemon lime to see how the reactions would differ! We hypothesized that the two liters would all react the same. But what actually happened was that cola had the largest reaction. Root beer had a similar explosion but not nearly as large. But the orange and lemon lime sodas didn't nearly compare! Next, we tried cola in smaller single use bottles! Lastly, we had some real fun by adding multiple Mentos!

Rainbow Foam

We filled 2 oz cups with baking soda and mixed in our favorite colors. Next, we poured vinegar and watched the chemical reaction! This was some beautiful fun!!

The Science of Dance

In our everyday lives we often forget just how much science there is in our own anatomy! So, we used some glow sticks to highlight our bone structure to discuss our anatomy; ligaments, muscles, etc. Then, we turned off the lights and turned up the music!

Volcanoes

Nothing says science quite like a volcano! So, we built our very own; we picked the color, picked out the surrounding plants and animals. And, for the big finish we created our own chemical reaction for an explosive eruption!!





Ice Painting

Here at Hubert Humphrey, art is always at the top of our list of things to do! So, we are always looking for fun and exciting ways to do art!

So, when Lena decided we should try ice painting, we jumped in hands first to give it a try!

How do you ice paint?

1. Fill the ice cube tray with water.
2. Add 3 drops of concentrated food coloring to each cube. ...
3. Add a popsicle stick into each cube and mix the food coloring in. ...
4. Freeze overnight or until frozen.
5. Let sit at room temperature for 2-5 minutes to thaw.
6. Now you can paint!

What did we ice paint?

Elias, age 5-top left, got right to work on a rainbow!

Evie, age 5-top right, went for a more hands on approach with green and blue handprints.

Devon, age 6-upper left and right, started with Evie's handprint method but then explored more of a paint brush technique!

Needless to say, there was so much fun and creativity to enjoy!!!





Clay Sushi



Food is always a great source of fun here at Hubert Humphrey, as is art and creativity! So, we decided to merge the two for a little extra fun. We made sushi out of clay! Our knowledge of sushi flavors, types, and ingredients was absolutely astonishing! We experimented with innovative sushi colors and even created some never seen before sushi delicacies.



Mara (age 9-top left) created Poké Sushi to match her Poké outfit!

Dylan (age 7-top right) created pig snout sushi!

Darin (age 6-upper left) created some green gooey rolls

Rory (age 5-left) channeled his inner Samurai and posed with his Samurai sushi!

Mark and Janet (ages 8 & 6-upper right) made some truly authentic looking green and pick California roles

Lexie (age 5- left) made sushi toast.

Layla (age 7-right) made a yellow squid roll that looked good enough to eat!

yummy



What's New at Hubert Humphrey?!



As we all know, early release days are gone,
but don't worry, field trips are here to stay!

We will depart
Hubert Humphrey at
3:30 pm with a
scheduled return at
5:30 pm. **Please be
prepared delays due
to traffic.**

School Day Field Trips:

9/29 Botanical Gardens/Aquarium

10/4 DynaMax Theater
at the Natural History Museum

11/1 Rattlesnake Museum

12/1 Explora



Full Day/Breaks Field Trips:

10/9 Big Jim Farms

10/19 Planetarium
at the Natural History Museum
11/6 Indian Pueblo Cultural
Center

11/10 Nuclear Science Museum

11/22 Zoo

