

# ARROYO DEL OSO CALENDAR OF ACTIVITIES

Staff Directed Activities, Field Trips, Enrichment Clubs, Games, Special Events & More!

## May 6th– May 17th 2024



Monday	Tuesday	Wednesday	Thursday	Friday
<p>6</p> <p>Kickball with Mya</p> <p>Nature Art part 2 with Maggie</p>	<p>7</p> <p>Wolf Coloring with Sophia and Faith</p> <p>Drip Drip Drop with Erica</p>	<p>8</p> <p>Culture club with Erica: Hello Japan!</p> <p>Water balloon toss with Eric</p>	<p>9</p> <p>FIELD TRIP WITH SOMBRA TO Skate-O-Mania!</p>	<p>10</p> <p>Melty Bead keychains with Maggie</p> <p>Knockout Tournament Eric</p>
<p>13</p> <p>DIY bouncy Balls with Mya</p> <p>Trash art with Ava, Julissa and Eric</p>	<p>14</p> <p>Candy making With Erica and Anieya</p> <p>This or that waterplay Maggie</p>	<p>15</p> <p>Princess Coloring with Abby and Sophia</p> <p>Culture club with Erica: Botanical Garden field trip!</p>	<p>16</p> <p>Blacklight spy club with Maggie</p> <p>Scratch art paper plates with Taytum</p>	<p>17</p> <p>Field Trip to Electric Playhouse 2:45-5:45pm</p> <p><b>NO STAYBACKS!</b> Please pick up your child at 2:30 if they cannot go on the field trip</p>

### IMPORTANT INFORMATION

Field trip Thursday May 9<sup>th</sup> to Skate-O-Mania with Sombra from 3-5:30! Please be sure to touch base with a staff member if you need your child to stay back. We will also be doing many water play activities, if your child would like to participate be sure to send them with extra clothes. Culture Club has a field trip to the Botanical Gardens from 3-5:30 on the 15<sup>th</sup>, please check in with Erica if your child cannot attend. Field Trip 5/17 to Electric Playhouse, **NO STAYBACKS.** If your child can't attend please pick them up from school at 2:30

### Helpful Information

Site Phone: (505)340-9656

Office Phone: (505)296-2880

Site Email: ArroyoDelOso@childrens-choice.org

Financial Assistance Available: 841-4800

## **Meet Juan!**

**How old are you?**

**Juan- 6**

**What do you want to be when you grow up?**

**Juan- a firefighter, because I want to fight fires.**

**What is your favorite subject in school?**

**Juan- P.E because we get to swing on the ropes and we call it swingy ropes.**

**What is your favorite thing to do at Children's Choice?**

**Juan- Making swords because I like to play with them a lot but I never hurt anyone.**

**If you had 1 million dollars, what would you buy?**

**Juan- a mansion so I could live there by myself!**



## Edible Astrology With Taytum

The kids were instructed to create their zodiac constellation based on their own zodiac sign, out of marshmallows and pretzel sticks. Many of them were confused at first and asked “What is that!?”. I followed up with a brief explanation of what those were and soon I heard many of them telling me what they thought theirs were, or some still confused about what I was talking about. For those still confused I asked them to come see me and tell me what their birthday is so could help them figure out what their zodiac sign is. During the activity I read off what the character traits/ personalities are of some of the zodiac signs. Some kids would agree with what I had read off saying, “yup that’s totally me”, or the opposite. I think it was a super fun and informative activity for them. I enjoyed seeing them learn things about themselves, especially about something that makes them all individually unique.





## Face Painting with Anastasia and Sophia

Face painting was a fun experience for all the kids! They enjoyed picking what they wanted and watching the process on their friends, as well as painting each other's faces. There were many different paintings/patterns they chose.

Anastasia- "I really want to do face paint because it is fun!"

Lena- "I love that I could make my butterfly on my cheek sparkly and different colors too!"

Adam- "I want to be a lion but with a cool sparkly mane around my face"







## Secret Agent with Maggie

This activity consisted of the kids maneuvering around string, trying not to touch them. If the kids manage to get to the end without touching the strings, they earned a prize. If they didn't manage to pass without touching any strings, they still got a chocolate coin or some other small treat for participating. All the kids seem to enjoy it. They all went in so confident.

Josh- "Definitely would like to do it in the dark."

Hailey- "You should make this more difficult more challenging."

Zoe- "Would definitely do again."





## Culture Club has made its way to Mexico!

To kick off the club, we started with a few rounds of Culture Club bingo: Mexican food and snack edition. The bingo card consisted of traditional dishes like Mole and Posole, along with snacks and deserts like Conchas and Elote. This gave the kids an opportunity to learn and recognize some dishes that they may have already seen or not. We had three winners: Drake, Aiyonna, and Kinsley. Each of them won a CC Coupon which allowed them tech time, free pass for clean up, and a bring your own snack pass.

Elaysia: "I am nervous to play this game because it only has the pictures and not the words of the items."

Drake: "I think I know some of these items but I am unsure of what they could be called."

Aiyonna: "I know and love most of these items on this bingo card! I can't wait to try something new at the Panaderia."



To further our familiarity, we joined Osuna and their Culture Club and had a field trip to The Golden Crown Panaderia. Most of the kids, including myself, had never been before but were super excited to try some new treats. When we arrived, there was plenty of outdoor seating that we took advantage of and I began to take them inside in groups to pick out their snacks. We tried their pizzas, empanadas, biscochito cookies, wedding cake cookies, lattes, smoothies, and more assorted pastries and cookies. The staff was super accommodating to our large group and the kids enjoyed their snacks.

Lena: "I ordered 2 regular biscochitos, 2 chocolate biscochitos, and 2 wedding cookies. My favorite so far has been the chocolate ones."

Julissa: "I ordered a pizza for my group and it was really good! We also shared some guava empanadas which were good but a little different than what I expected."

After eating our way through Mexico, we decided to explore crafts next. I presented Ojo de Dios, "God's Eye", which is a spiritual and votive object made by weaving a design out of yarn upon a wooden cross. They are commonly found in Mexican indigenous and Catholic peoples and were woven to protect their children, prayers for a long life, and protection of their crops.

The kids were a little nervous about the designs and their capabilities of weaving but once we started and I demonstrated how simple it could be, they dove right in and had a blast.


Julissa: "I don't know if I am going to be able to make this but I am excited to try!"

Aiyonna: "I have made these before in my class and they are much easier than I thought. Ill help those who have any questions!"

Damian: "This activity is actually really easy and the weaving is relaxing. Can I take some yarn home to practice this at home?"







**We ended Culture Club: Mexico with learning how to make guacamole and salsa verde. The kids love to cook and prep ingredients so we had multiple stations of tomato cutting, jalapenos, avocados, limes, and onions. We also had kids stewing tomatoes, onions, and peppers on the stove for salsa and then blending everything up in a blender. Some thought that the salsa was spicy others did not, but they enjoyed their dips with tortilla chips.**

**Josh: "I love chopping and cooking activities because we always get to enjoy what we make!"**

**Nico: "I enjoy cooking and cutting vegetables at home with my mom so its fun being able to get practice here too! Cutting onions is my favorite."**

**Overall Culture Club's journey through Mexico was filled with a lot of good eats, rich history, and most importantly, fun!**