












NORTH STAR CHILDREN'S CHOICE NEWSLETTER

Monday 3/6	Tuesday 3/7	Wednesday 3/8	Thursday 3/9	Friday 3/10
Costume Relay with Savana  Cheer for all with Juanita	Painting all Together with Alec  DIY Key Chains with Lara and Jackson S	Sensory Bottles with Andrea  Popsicle Stick Puzzle Making with Lindsey and Vivian	LARPing with Owen  CC Football Team with Carlos	Homemade Rock Candy with Katelyn  Learning Portuguese with Juanita and Everly
Monday 3/13	Tuesday 3/14	Wednesday 3/15	Thursday 3/16	Friday 3/17
Dance Club with Everly and Andrea  Pinch Pots with Marisa	Magnetic Slime with Owen and Emma  Fancy Feast: Kimbap with Lara	Make your Own Cake Pop with Yaseem and Daisy  St. Patrick's Chia Pets with Daisy	 Parent Teacher Conferences, No school, Full Day Care at North Star 7:00am to 6:00 PM!	

Announcements

- Children's Choice is open for Parent Teacher Conferences at North Star Elementary School for 7:00 am to 6:00 pm. Please make sure to pack a lunch!**
- We are also open for full day program during Spring Break 3/20/23-3/24/23 7:00am-6:00pm at North Star Elementary School**
- Make sure to check the lost and found for missing items.**
- Field trip to Huber Humphrey Elementary School Wednesday 3/8/23 2:30pm-5:00pm**

Our Stories

Here's what happened last week



The kids wanted to learn more about the rock cycle, so that's what we did. This time we used marshmallows, M&Ms, and graham crackers to form sedimentary and igneous rocks. We melted them for roughly 15 seconds to see the differences. This is what the kids noticed:

"The M&Ms are losing their color in the marshmallows"-Alexandria

"I want to see what happens if I put the graham crackers at the very bottom for the second time around"-Aiden

"The marshmallows expanded like a spider web with a longer time of 30 seconds and hardened so fast like a rock!"- Aiden

"That's what it's supposed to be!!"- Anderson

"I didn't know a marshmallow can be this crunchy!"- Harrison

Next time we will make more "rocks" using Rice Crispies cereal, marshmallows, butter, Butterfinger baking bits, and chocolate chips to demonstrate the different layers of rocks.





In Chess Club, Jeremy and I tested a new variant game he came up with where you can buy your pieces back with those you've taken.

We noticed that a few loopholes were created, so revisions to the buying system are in the works.

Pictured left are a couple of clovers from our Beaded Clovers activity. Some wanted to make theirs colors other than green.

Shritha said, "They look like hearts. I wonder if leprechauns like clovers that aren't green."

Lindsey added, "My beads look like candy. We should make some that have candy on them and leave them for the leprechauns"

