

THE JELLYFISH JOURNAL



CC INEZ | APRIL 6TH - 17TH


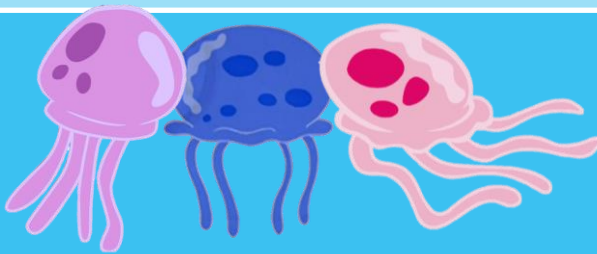
Monday	Tuesday	Wednesday	Thursday	Friday
<p>6</p> <p>Post-Pi Day Challenge</p> <p>Spin the Ship</p> 	<p>7</p> <p>Pirate Arrrr-chaology</p> 	<p>8</p> <p>Gassy Boats</p>  <p>Protect Your Ship</p>	<p>9</p> <p>Community Meal Prep: Overnight Oats</p> 	<p>10</p> <p>Group Game: Ships & Sailors</p>  <p>D&D (With Finn)</p>
<p>13</p> <p>Giant Volleyball</p> <p>Foil Boats</p> 	<p>14</p> <p>Sponge & Spoon **Water Play</p> 	<p>15</p> <p>Field Trip: Hike at John B Robert Dam Gone: 3:45 - 5:45</p> <p>Keychain Club: Tying knots</p>	<p>16</p> <p>Community Meal Prep: Mac & Cheese & Vegetables</p> 	<p>17</p> <p>Group Game: Scurvy Scratch</p>  <p>D&D (With Finn)</p>




Helpful Information

Site Phone: 382-1914 Office Phone: 296-2880
 Site Email: inez@ccabq.org
 Financial Assistance Available: 841-4800





REALLY, REALLY IMPORTANT REMINDERS:

- If you know your kid will be missing Children's Choice in the afternoon, we need you to call or text us: **505.382.1914**
- We are going on a little hike at John B Robert Dam on the **15th**.
KIDS!!!! wear tennis shoes and bring a water bottle!
- Celebration of learning is coming up on May 16th, and we will be passing out invites to everyone during April!

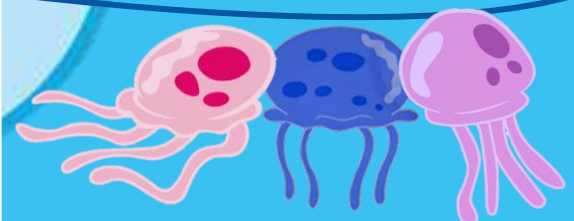

HI, BUNNY!


Hi, my name is Bunny, and I am in kindergarten.

I like being at school and having fun. I love my superhero dress because it is very pretty. Many people like it, and my teacher even took a picture of me! I like wearing my superhero costume because it makes me feel like a superhero girl.

I like superpowers, and I would love to have the power to fly. I would also like to share that power with other kids through my super hands.

Another superpower I would like to have is super speed.





KHANDI WITH VALERIE + ANNETTE



When you think of beads, the first thing that comes to mind is probably bracelet making, right?

I just like putting the beads on. I was in jewelry club.

- Waverly/5

The kids often use pony beads to create some really intricate keychains, they can make moving bracelets and cuffs, little figures, earrings, necklaces and whatever they can put their imaginations to!

I have made an axolotl bracelets before. - Penny/10

They call it "khandi" because it comes in an assortment of colorful and vibrant palettes and shades, often with charms or colorful string too. One day, Valerie and Anette let us in on how to make candy-looking star keychains with only one piece of string, your favorite color beads, and a keyring! They worked together to teach a range of different skill levels and comprehension to complete this craft.

The hardest part is putting the loops, but I'm glad I got to do this!

- Sebastian/7

It was incredible to see how everyone worked together: older kids helping out the younger kids, kids teaching kids how to do something they enjoy! After creating some fantastic keychains with extended communication, patience, and fine-motor skills, the kiddos reflected on what they liked most and what they would change, to which Valerie/10 mentioned, "I would change what we make just to use a little less beads. One person at a time too because it was overwhelming trying to help everyone at once."

HOLIDAY BOWL

In preparation to go to Holliday Bowl, the kids at CC donned their bowling shoes, listening ears, and their best attitudes before getting on the bus. Gathering into groups of their six to seven closest friends, they decided on their team names.

Our team name is the Big Bros, because we want to be Nolan's big bro today!

Sebastian S., 10

The older kids really embraced responsibility and helped the younger kids find the lighter bowling balls and ramps to make it more enjoyable for everyone!

Yensi is on our team and we are helping her get the ramp set up when it's her turn to bowl.

Leo H.,

There was so much celebration and cheering for everyone's turn, even if they didn't get a strike or a spare. Many dance parties took place in between turns to celebrate even the smallest success!

We taught Nolan how to do the Dougie. He is one of the big bros with us!

Jordan. 10



BLACK HOLE SCIENCE

The kids have been really enjoying the science activities! When Finn asked if we could do an activity about black holes, we made it happen. First you have to figure out what the kids already know!

A black hole is a star that got too big, this is our sun today! Leonardo, 87

Then you fill in the gaps with a little fun. We blew up balloons to represent the core of a star and then wrapped them in foil.

Foil represents the stuff that makes a black hole [layers of gas]. Sebastian, 7
We also listened to the first ever recorded sound of black hole!

A black hole sounds like somebody humming. Eric, 10

To create their black holes, the kids had to pop their core balloons, showing them how a black hole forms when the star's core runs out of energy.

When a star pops, it forms a black hole.

Zinnia, 10